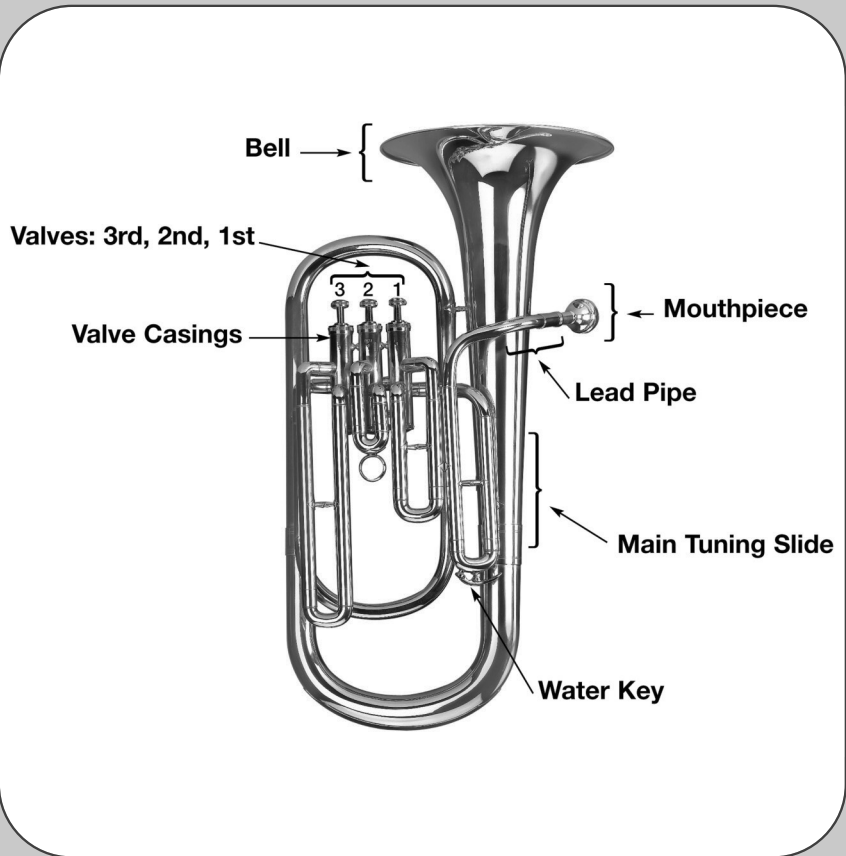


# The Art of Playing Instrument and Parts



## Supplies

- Valve oil
- Tuning slide grease
- Soft cloth
- Mouthpiece brush
- Flex brush or snake
- Metronome
- Pencil
- Mirror
- Wire music stand

## History

- The serpent was an early version of the baritone horn or tuba. It was made of coiled, conical tubes of wood with tone holes, covered with leather, and played with an ivory mouthpiece.
- The ophicleide, played up until the early 20th century, replaced the serpent and resembled a large metal brass bassoon.
- In the mid-1800s, Adolph Sax developed brass instruments in different ranges that he called saxhorns. The lower sounding ones were similar to the baritone horn
- The baritone horn is referred to as a tenor tuba and is found in brass and military bands.
- Other family members: alto horn, euphonium.

## Advanced Care and Maintenance

### Daily:

- Empty all water from the water key after playing each time before storing the baritone.
- Wipe the outside of the instrument with a soft cloth.
- Avoid setting the instrument down on the bell unattended.

### Weekly:

- Wash out the mouthpiece once a week with lukewarm soapy water.
- Use a flex brush or snake once a week to clean the mouthpiece and the bore.
- Pull the slides out often, wipe off old grease, wash them out, dry them and reapply grease.
- To oil your valves:
  1. Unscrew the top of the valve casing and remove the valve carefully.
  2. Coat the entire valve with a small amount of oil.
  3. Carefully and gently place the valve back, matching the guide to the guide slot.
  4. Screw the cap back on and move the valve up and down to distribute the oil.
- Follow the cleaning of brass instruments instructions to bathe the instrument on a regular basis.
- Take the instrument to a professional repair technician once a year for maintenance.



## Line 14 continued



This Arrangement © 2005 MAYERLING PRODUCTIONS LTD. and JERRY BOCK ENTERPRISES All Rights Reserved

## 15 **The Yellow Rose of Texas**

CD:5


Traditional, U.S.A.

Moderato



## 16 **Concert C Major Scale**

1 2 3 4 5 6 7 8 7 6 5 4 3 2 1



## 17 **Long Time No "C"**




## 18 **Theme From Ice Castles (Through the Eyes of Love)**

CD:6

Music by MARVIN HAMLISCH  
Lyrics by CAROLE BAYER SAGER

Andante



This Arrangement © 2005 EMI GOLD HORIZON MUSIC CORP. and EMI GOLDEN TORCH MUSIC CORP. All Rights Reserved

## 19 **El Capitan**

JOHN PHILIP SOUSA, U.S.A.

Moderato



### Band @ Home

#### LESSON 1

1. Warm up on long tones keeping each note steady for 9 counts.
2. Play the "The Marine's Hymn" and "Happy Birthday to You!" for your family and friends.

#### LESSON 2

1. Compose a new four measure scale degree composition. Create a one measure ostinato as an accompaniment.
2. Practice "The Yellow Rose of Texas" with the accompaniment track.

#### LESSON 3

1. Practice singing and playing the new note concert B.
2. Perform "Theme From Ice Castles (Through the Eyes of Love)" with the accompaniment.