

# 3D BAND BOOK

A THREE-DIMENSIONAL APPROACH TO A BETTER BAND

As easy as ONE-TWO-THREE!

BY JAMES D. PLOYHAR & GEORGE B. ZEPP

## CONTENTS

					Student Book
INTRODUCTION TO HARMONY.....					3
<b>I. TUNE UP-WARM UP</b>					
Tuning (Unison and Chords) .....					6
Lip Slurs (Brasses) .....					7
Embouchure Studies (Woodwinds) .....					8
Chromatic Studies .....					9
<b>II. KEY PREPARATION</b>					
	<b>Concert (C) Instruments</b>	<b>F Instruments</b>	<b>B<math>\flat</math> Instruments</b>	<b>E<math>\flat</math> Instruments</b>	
Key of:	B $\flat$	F	C	G	..... 10
Key of:	g minor	d minor	a minor	e minor	..... 11
Key of:	E $\flat$	B $\flat$	F	C	..... 12
Key of:	c minor	g minor	d minor	a minor	..... 13
Key of:	F	C	G	D	..... 14
Key of:	d minor	a minor	e minor	b minor	..... 15
Key of:	A $\flat$	E $\flat$	B $\flat$	F	..... 16
Key of:	f minor	c minor	g minor	d minor	..... 17
Key of:	C	G	D	A	..... 18
Key of:	a minor	e minor	b minor	f $\sharp$ minor	..... 19
Key of:	D $\flat$	A $\flat$	E $\flat$	B $\flat$	..... 20
Key of:	b $\flat$ minor	f minor	c minor	g minor	..... 21
Key of:	G $\flat$	D $\flat$	A $\flat$	E $\flat$	..... 22
Key of:	e $\flat$ minor	b $\flat$ minor	f minor	c minor	..... 23
Key of:	G	D	A	E	..... 24
Key of:	e minor	b minor	f $\sharp$ minor	c $\sharp$ minor	..... 25
Key of:	D	A	E	B	..... 26
Key of:	b minor	f $\sharp$ minor	c $\sharp$ minor	g $\sharp$ minor	..... 27
Key of:	A	E	B	F $\sharp$	..... 28
Key of:	f $\sharp$ minor	c $\sharp$ minor	g $\sharp$ minor	d $\sharp$ minor	..... 29
<b>III. RHYTHM PREPARATION</b>					
Eights and Sixteenths.....					30
Alla Breve (Cut Time) .....					31
3/8 Time.....					32
6/8 Time.....					33
Triplets.....					34
Syncopation.....					35
9/8 Time.....					36
12/8 Time.....					37
Mixed Meters.....					38

## TO THE STUDENT

The 3-D BAND BOOK is a three-dimensional approach to REHEARSAL PREPARATION. This complete TUNE UP-WARM UP program will *reduce rehearsal stress* and *permit greater accomplishment with less effort*. The overall preparedness that this book provides will make every rehearsal a more rewarding and enjoyable experience.

The book is divided into the following sections:

- I. TUNE UP-WARM UP
- II. KEY PREPARATION
- III. RHYTHM PREPARATION

In addition, there are three pages of HARMONY and EAR TRAINING which will provide the basic knowledge necessary for relating to the EXERCISES and CHORALES found in the book. By following the instructions as to the use of this book, as explained by your director, you will be able to approach every rehearsal period with confidence and skill.

## CHORALES

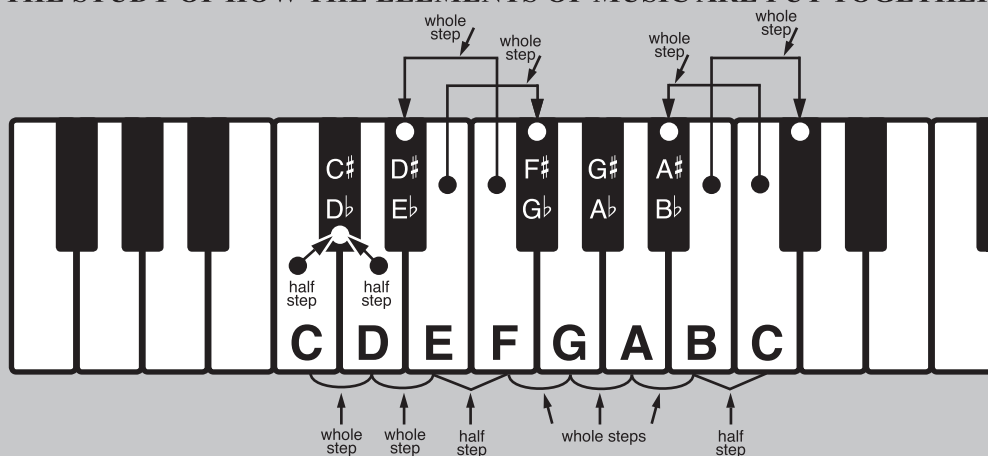
	<b>Student Book</b>
A MIGHTY FORTRESS IS OUR GOD - Luther/Bach.....	10
WHEN ON THE CROSS THE SAVIOUR HUNG - J.S. Bach.....	11
HOW BRIGHTLY SHINES THE MORNING STAR - Nicolai/Bach.....	12
JESUS, PRICELESS TREASURE - J. S. Bach.....	13
LET ALL TOGETHER PRAISE OUR GOD - J.S. Bach.....	14
WHO IS THE MAN? - German Melody.....	15
O THOU OF GOD THE FATHER - J.S. Bach.....	16
THE GOD OF ABRAHAM PRAISE - Hebrew Melody.....	17
THE BLESSED CHRIST IS RISEN TODAY - Praetorius.....	18
LORD GOD, NOW OPEN WIDE THY HEAVEN - M. Altenburg.....	19
WATCHMAN, TELL US OF THE NIGHT - J.S. Bach.....	20
COME, LET US ALL WITH FERVOUR - J.S. Bach.....	21
TO GOD WE RENDER THANKS AND PRAISE - M. von Hessen.....	22
IN PEACE AND JOY I NOW DEPART - J.S. Bach.....	23
HARK! A VOICE SAITH, ALL ARE MORTAL - J.S. Bach.....	24
IN THEE, LORD, HAVE I PUT MY TRUST - J.S. Bach.....	25
O GOD, IN WHOM WE LIVE AND MOVE - Johann Schein.....	26
O SACRED HEAD NOW WOUNDED - Hans Leo Hassler.....	27
THE BEAUTEOUS DAY NOW CLOSETH - Heinrich Isaak.....	28
COME, CHRISTIAN FOLK - J.S. Bach.....	29

## PUBLISHED FOR:

Conductor	B $\flat$ Bass Clarinet	E $\flat$ Baritone Saxophone	Baritone (Treble Clef)
Flute	Oboe	B $\flat$ Cornet-Trumpet	Baritone (Bass Clef)
E $\flat$ Clarinet	Bassoon	Horn in F	Bass (Tuba)
B $\flat$ Clarinet	E $\flat$ Alto Saxophone	Horn in E $\flat$ (Mellophone)	Drums
E $\flat$ Alto Clarinet	B $\flat$ Tenor Saxophone	Trombone	Bells

# HARMONY

**HARMONY IS THE ART OF COMBINING NOTES INTO CHORDS. IT IS THE STUDY OF HOW THE ELEMENTS OF MUSIC ARE PUT TOGETHER.**



On the piano keyboard pictured above you can see that a **HALF STEP** is the distance from one note to the note directly above or below it, regardless of whether it is a black key or a white key. Notice that E to F and B to C are half-steps because there is no black key (half-step) between them. A **WHOLE STEP** consists of **TWO** half-steps.

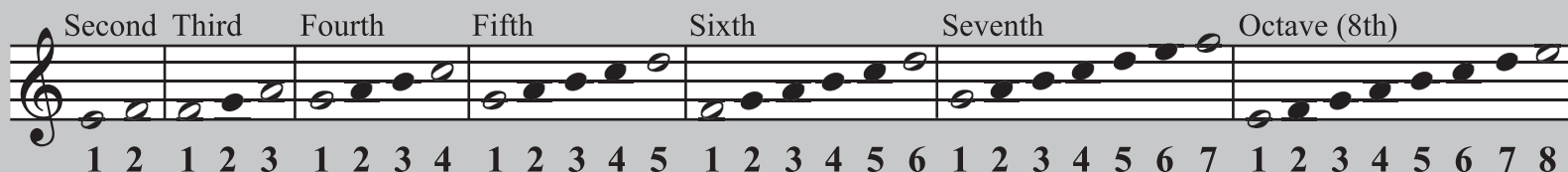
## Intervals

**AN INTERVAL IS THE DIFFERENCE IN PITCH BETWEEN TWO NOTES**

Intervals are identified by numbers. The number name of an interval tells you how much higher its top note is than its lower note.

To find the number name of an interval, count the lines and spaces between the notes. Count the bottom note as "one." The number of the top note tells you the name of the interval.

**STUDY THE FOLLOWING EXAMPLES:**

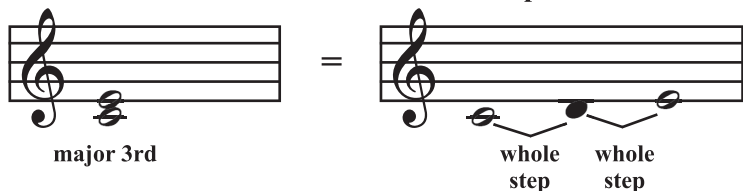


## Major and Minor

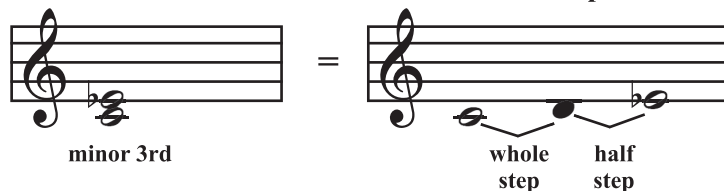
Intervals also have **SIZE** names. The size of an interval is determined by the number of **STEPS** and **HALF-STEPS** between the two notes

Some intervals (2nd, 3rd, 6th, 7th) can be **MAJOR** (large) or **MINOR** (small). **FOR EXAMPLE:**


The notes of a **MAJOR** (large) 3rd are **TWO WHOLE STEPS** apart:



The notes of a **MINOR** (small) 3rd are a **WHOLE STEP + a HALF STEP** apart:



The following intervals are thirds. You decide if they are major or minor by counting steps and half-steps. The keyboard picture at the top of the page will tell you which notes are only a half-step apart.



**MEMORIZE:** The intervals that can be **MAJOR** or **MINOR** are the 2nd, 3rd, 6th, 7th.