

3D BAND BOOK

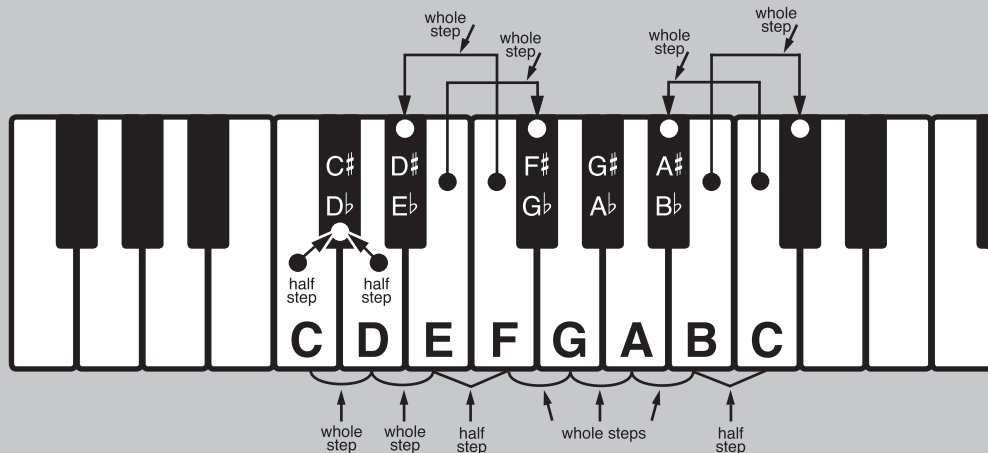
A THREE-DIMENSIONAL APPROACH TO A BETTER BAND
 As easy as ONE-TWO-THREE!
 BY JAMES D. PLOYHAR & GEORGE B. ZEPP

CONTENTS

	Student Book																																																																																																														
INTRODUCTION TO HARMONY.....	3																																																																																																														
I. TUNE UP-WARM UP																																																																																																															
Tuning (Unison and Chords)	6																																																																																																														
Lip Slurs (Brasses)	7																																																																																																														
Embouchure Studies (Woodwinds)	8																																																																																																														
Chromatic Studies	9																																																																																																														
II. KEY PREPARATION																																																																																																															
<table border="0" style="width: 100%;"> <thead> <tr> <th style="text-align: left;"><u>Concert (C)</u></th> <th style="text-align: left;"><u>F</u></th> <th style="text-align: left;"><u>B_b</u></th> <th style="text-align: left;"><u>E_b</u></th> <th></th> </tr> <tr> <th style="text-align: left;"><u>Instruments</u></th> <th style="text-align: left;"><u>Instruments</u></th> <th style="text-align: left;"><u>Instruments</u></th> <th style="text-align: left;"><u>Instruments</u></th> <th></th> </tr> </thead> <tbody> <tr> <td>Key of: B_b</td> <td>F</td> <td>C</td> <td>G</td> <td style="text-align: right;">..... 10</td> </tr> <tr> <td>Key of: g minor</td> <td>d minor</td> <td>a minor</td> <td>e minor</td> <td style="text-align: right;">..... 11</td> </tr> <tr> <td>Key of: E_b</td> <td>B_b</td> <td>F</td> <td>C</td> <td style="text-align: right;">..... 12</td> </tr> <tr> <td>Key of: c minor</td> <td>g minor</td> <td>d minor</td> <td>a minor</td> <td style="text-align: right;">..... 13</td> </tr> <tr> <td>Key of: F</td> <td>C</td> <td>G</td> <td>D</td> <td style="text-align: right;">..... 14</td> </tr> <tr> <td>Key of: d minor</td> <td>a minor</td> <td>e minor</td> <td>b minor</td> <td style="text-align: right;">..... 15</td> </tr> <tr> <td>Key of: A_b</td> <td>E_b</td> <td>B_b</td> <td>F</td> <td style="text-align: right;">..... 16</td> </tr> <tr> <td>Key of: f minor</td> <td>c minor</td> <td>g minor</td> <td>d minor</td> <td style="text-align: right;">..... 17</td> </tr> <tr> <td>Key of: C</td> <td>G</td> <td>D</td> <td>A</td> <td style="text-align: right;">..... 18</td> </tr> <tr> <td>Key of: a minor</td> <td>e minor</td> <td>b minor</td> <td>f_# minor</td> <td style="text-align: right;">..... 19</td> </tr> <tr> <td>Key of: D_b</td> <td>A_b</td> <td>E_b</td> <td>B_b</td> <td style="text-align: right;">..... 20</td> </tr> <tr> <td>Key of: b_b minor</td> <td>f minor</td> <td>c minor</td> <td>g minor</td> <td style="text-align: right;">..... 21</td> </tr> <tr> <td>Key of: G_b</td> <td>D_b</td> <td>A_b</td> <td>E_b</td> <td style="text-align: right;">..... 22</td> </tr> <tr> <td>Key of: e_b minor</td> <td>b_b minor</td> <td>f minor</td> <td>c minor</td> <td style="text-align: right;">..... 23</td> </tr> <tr> <td>Key of: G</td> <td>D</td> <td>A</td> <td>E</td> <td style="text-align: right;">..... 24</td> </tr> <tr> <td>Key of: e minor</td> <td>b minor</td> <td>f_# minor</td> <td>c_# minor</td> <td style="text-align: right;">..... 25</td> </tr> <tr> <td>Key of: D</td> <td>A</td> <td>E</td> <td>B</td> <td style="text-align: right;">..... 26</td> </tr> <tr> <td>Key of: b minor</td> <td>f_# minor</td> <td>c_# minor</td> <td>g_# minor</td> <td style="text-align: right;">..... 27</td> </tr> <tr> <td>Key of: A</td> <td>E</td> <td>B</td> <td>F_#</td> <td style="text-align: right;">..... 28</td> </tr> <tr> <td>Key of: f_# minor</td> <td>c_# minor</td> <td>g_# minor</td> <td>d_# minor</td> <td style="text-align: right;">..... 29</td> </tr> </tbody> </table>	<u>Concert (C)</u>	<u>F</u>	<u>B_b</u>	<u>E_b</u>		<u>Instruments</u>	<u>Instruments</u>	<u>Instruments</u>	<u>Instruments</u>		Key of: B _b	F	C	G 10	Key of: g minor	d minor	a minor	e minor 11	Key of: E _b	B _b	F	C 12	Key of: c minor	g minor	d minor	a minor 13	Key of: F	C	G	D 14	Key of: d minor	a minor	e minor	b minor 15	Key of: A _b	E _b	B _b	F 16	Key of: f minor	c minor	g minor	d minor 17	Key of: C	G	D	A 18	Key of: a minor	e minor	b minor	f _# minor 19	Key of: D _b	A _b	E _b	B _b 20	Key of: b _b minor	f minor	c minor	g minor 21	Key of: G _b	D _b	A _b	E _b 22	Key of: e _b minor	b _b minor	f minor	c minor 23	Key of: G	D	A	E 24	Key of: e minor	b minor	f _# minor	c _# minor 25	Key of: D	A	E	B 26	Key of: b minor	f _# minor	c _# minor	g _# minor 27	Key of: A	E	B	F _# 28	Key of: f _# minor	c _# minor	g _# minor	d _# minor 29	
<u>Concert (C)</u>	<u>F</u>	<u>B_b</u>	<u>E_b</u>																																																																																																												
<u>Instruments</u>	<u>Instruments</u>	<u>Instruments</u>	<u>Instruments</u>																																																																																																												
Key of: B _b	F	C	G 10																																																																																																											
Key of: g minor	d minor	a minor	e minor 11																																																																																																											
Key of: E _b	B _b	F	C 12																																																																																																											
Key of: c minor	g minor	d minor	a minor 13																																																																																																											
Key of: F	C	G	D 14																																																																																																											
Key of: d minor	a minor	e minor	b minor 15																																																																																																											
Key of: A _b	E _b	B _b	F 16																																																																																																											
Key of: f minor	c minor	g minor	d minor 17																																																																																																											
Key of: C	G	D	A 18																																																																																																											
Key of: a minor	e minor	b minor	f _# minor 19																																																																																																											
Key of: D _b	A _b	E _b	B _b 20																																																																																																											
Key of: b _b minor	f minor	c minor	g minor 21																																																																																																											
Key of: G _b	D _b	A _b	E _b 22																																																																																																											
Key of: e _b minor	b _b minor	f minor	c minor 23																																																																																																											
Key of: G	D	A	E 24																																																																																																											
Key of: e minor	b minor	f _# minor	c _# minor 25																																																																																																											
Key of: D	A	E	B 26																																																																																																											
Key of: b minor	f _# minor	c _# minor	g _# minor 27																																																																																																											
Key of: A	E	B	F _# 28																																																																																																											
Key of: f _# minor	c _# minor	g _# minor	d _# minor 29																																																																																																											
III. RHYTHM PREPARATION																																																																																																															
Eights and Sixteenths.....	30																																																																																																														
Alla Breve (Cut Time)	31																																																																																																														
3/8 Time.....	32																																																																																																														
6/8 Time.....	33																																																																																																														
Triplets.....	34																																																																																																														
Syncopation.....	35																																																																																																														
9/8 Time.....	36																																																																																																														
12/8 Time.....	37																																																																																																														
Mixed Meters.....	38																																																																																																														

HARMONY

HARMONY IS THE ART OF COMBINING NOTES INTO CHORDS. IT IS THE STUDY OF HOW THE ELEMENTS OF MUSIC ARE PUT TOGETHER.



On the piano keyboard pictured above you can see that a **HALF STEP** is the distance from one note to the note directly above or below it, regardless of whether it is a black key or a white key. Notice that E to F and B to C are half-steps because there is no black key (half-step) between them. A **WHOLE STEP** consists of **TWO** half-steps.

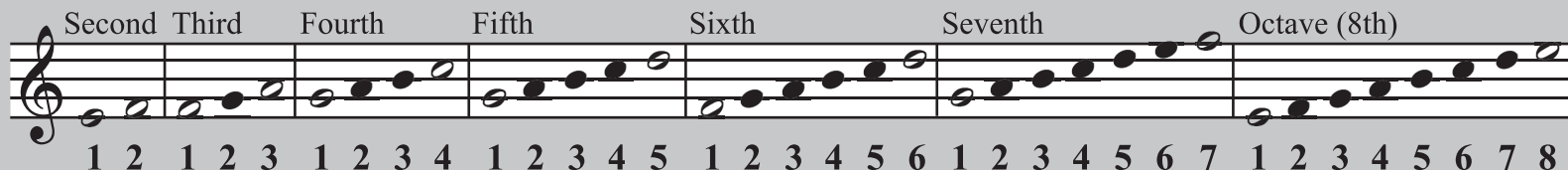
Intervals

AN INTERVAL IS THE DIFFERENCE IN PITCH BETWEEN TWO NOTES

Intervals are identified by numbers. The number name of an interval tells you how much higher its top note is than its lower note.

To find the number name of an interval, count the lines and spaces between the notes. Count the bottom note as "one." The number of the top note tells you the name of the interval.

STUDY THE FOLLOWING EXAMPLES:



Major and Minor

Intervals also have **SIZE** names. The size of an interval is determined by the number of **STEPS** and **HALF-STEPS** between the two notes

Some intervals (2nd, 3rd, 6th, 7th) can be **MAJOR** (large) or **MINOR** (small). **FOR EXAMPLE:**

The notes of a **MAJOR** (large) 3rd are **TWO WHOLE STEPS** apart:

major 3rd

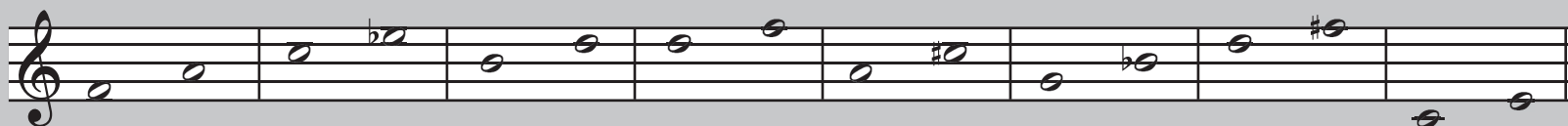
whole step whole step

The notes of a **MINOR** (small) 3rd are a **WHOLE STEP + a HALF STEP** apart:

minor 3rd

whole step half step

The following intervals are thirds. You decide if they are major or minor by counting steps and half-steps. The keyboard picture at the top of the page will tell you which notes are only a half-step apart.



MEMORIZE: The intervals that can be **MAJOR** or **MINOR** are the 2nd, 3rd, 6th, 7th.