

Alfred's Basic Piano Library

# Piano

## Hymn Book • Complete Level 1

Willard A. Palmer • Morton Manus • Amanda Vick Lethco

This book may be begun when the student has learned *JUST A SECOND*, on page 18 in COMPLETE LESSON BOOK 1 of Alfred's Basic Piano Library.

The 27 familiar hymns in this book are coordinated with Complete Leon Book 1, and assignments may be made in accordance with the instructions in the upper right corner of the first page of each hymn.

Many students are especially fond of sacred music, and the playing of hymns offers opportunities to reinforce principles learned in the Lesson Books, providing motivation of a kind offered by other types of music. They also serve to provide additional experience in sight reading music at the proper level. Hymns are always appropriate for private performance for family and friends, as well as public performance at recitals, club and church functions.

**DUETS:** Each hymn contains a duet part that may be played on the same keyboard, together with the solo part. These make excellent student-teacher or student-parent duets, or they may be played by two students of varying levels of advancement. The solo and duet parts contain measure numbers for easy reference during rehearsal. The student parts are complete as solos without the addition of the duet parts..

Abide with Me . . . . .	40	I Surrender All . . . . .	44
All Through the Night . . . . .	4	Jesus, Lord of Glory . . . . .	9
Amazing Grace . . . . .	28	Jesus, Lover of My Soul . . . . .	3
Crown Him with Many Crowns . . . . .	42	Jesus Loves Me! . . . . .	36
Evening Prayer . . . . .	8	O Give Thanks to the Lord . . . . .	14
Faith of Our Fathers . . . . .	26	Oh, How I Love Jesus . . . . .	16
Father, in Thy Mysterious Presence . . . . .	34	Oh, Worship the King . . . . .	32
Forest Green . . . . .	18	O Store Gud	
For the Beauty of the Earth . . . . .	30	(melody of "How Great Thou Art") . . . . .	46
Gentle Jesus, Meek and Mild . . . . .	7	Praise God, from Whom All Blessings Flow	24
God Is So Good . . . . .	22	Sun of My Soul . . . . .	38
Holy Bible, Book Divine . . . . .	12	That Will Be Glory! . . . . .	48
Holy Spirit, Hear Us . . . . .	2	Winds Through the Olive Trees . . . . .	6
I Am Bound for the Promised Land . . . . .	20	Wonderful Words of Life . . . . .	10



Alfred Music  
P.O. Box 10003  
Van Nuys, CA 91410-0003  
alfred.com


Copyright © MCMXCI by Alfred Music  
All rights reserved. Produced in USA.

*No part of this book shall be reproduced, arranged, adapted, recorded, publicly performed, stored in a retrieval system, or transmitted by any means without written permission from the publisher. In order to comply with copyright laws, please apply for such written permission and/or license by contacting the publisher at [alfred.com/permissions](http://alfred.com/permissions).*

ISBN-10: 0-7390-2230-X  
ISBN-13: 978-0-7390-2230-6

Cover illustration by Cheryl Hennigar  
Interior illustrations by Christine Finn

# All Through the Night



Gently, moderately slow

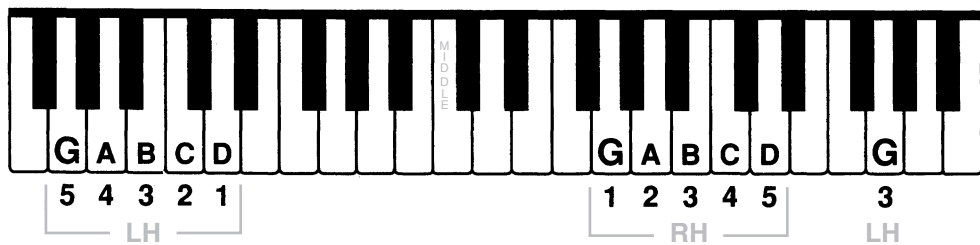
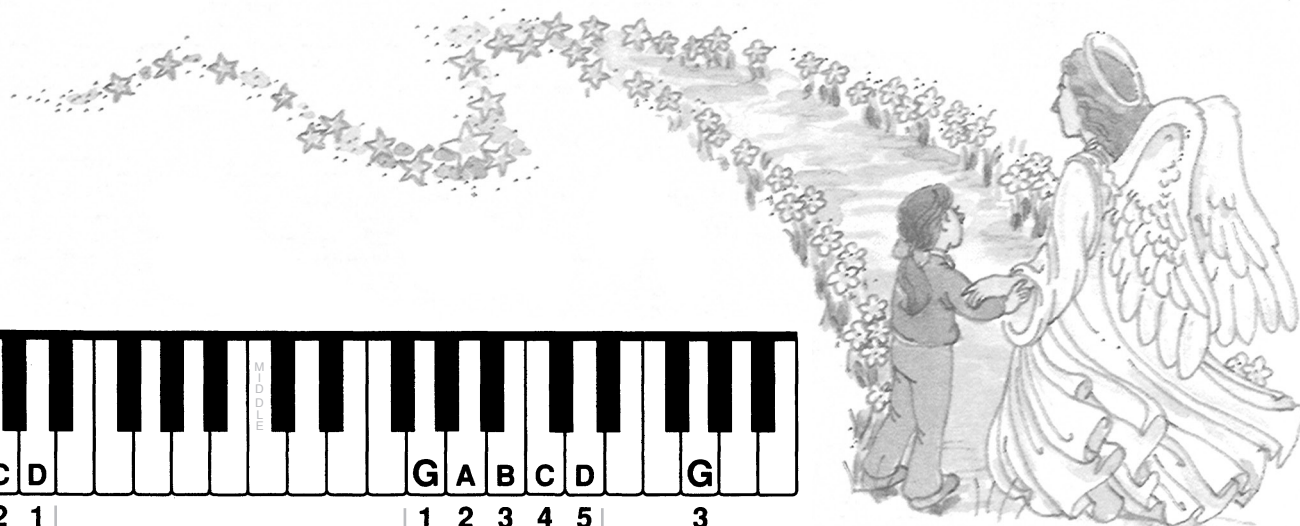
Words by G. Boulton  
Melody: Old Welsh Air

Musical score for the vocal line of "All Through the Night". The score is written in 4/4 time and begins with a piano (*p*) dynamic. The melody is simple and consists of a series of quarter notes. The lyrics are: "Sleep, my child, and peace attend thee,".

DUET PART (Student plays 1 octave higher.)

Musical score for the duet part of "All Through the Night". The score is written in 4/4 time and begins with a piano (*p*) dynamic. It is divided into three systems, each with a right-hand (RH) and left-hand (LH) part. The RH part is written in a higher register than the LH part. The score includes fingerings (1-5) and measure numbers (5, 9, 13) in boxes. The melody is more complex than the vocal line, featuring slurs and ties.

# I Am Bound for the Promised Land



(LH crosses over RH to play the 2nd G above Middle C)

Words by Samuel Stennett  
Music: Traditional

**Moderately fast**

1

*mf*

I am bound for the prom - ised land,

1 5

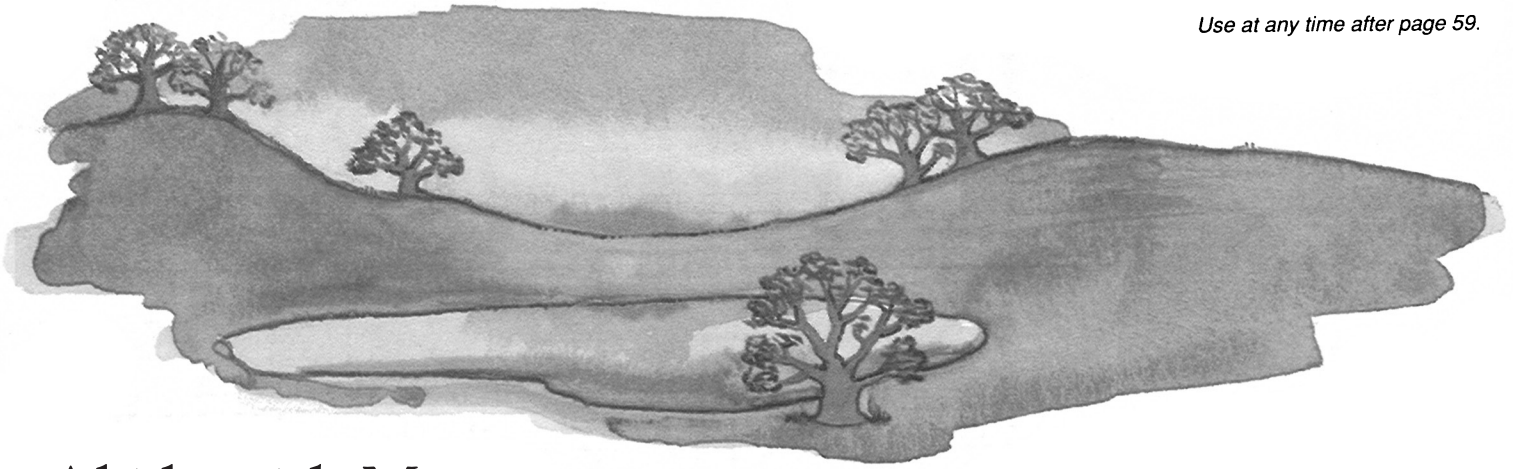
The first system of musical notation is in 4/4 time. The treble clef staff contains a melody starting on G4, moving up stepwise to D5, with a fermata over the final D5. The bass clef staff contains a bass line starting on G3, moving up stepwise to D4, with a fermata over the final D4. The lyrics 'I am bound for the prom - ised land,' are written below the treble staff. A box containing the number '1' is positioned above the first measure. The dynamic marking 'mf' is placed below the first measure. The fingerings '1' and '5' are indicated below the first two notes of the bass line.

4

I am bound for the prom - ised land;

The second system of musical notation continues the melody and bass line from the first system. The treble clef staff continues the melody from D5, moving up stepwise to G5, with a fermata over the final G5. The bass clef staff continues the bass line from D4, moving up stepwise to G4, with a fermata over the final G4. The lyrics 'I am bound for the prom - ised land;' are written below the treble staff. A box containing the number '4' is positioned above the first measure of this system.

**OPTIONAL:** This hymn is often played in a MINOR key. This can be done by playing B flat instead of B, each time the note occurs, both in the SOLO part and the DUET part.



# Abide with Me

**Moderately slow**

Words by Henry F. Lyte  
Melody by William H. Monk

2 4

*p* A - bide with me! Fast falls the e - ven - tide.

2

**DUET PART** (Student plays 1 octave higher.)

RH 5 2 1 3 1 3 1 2 1 1 2

LH *p* 1 2

5 1 4 2 5 2 1 2

1-2

9 3 1 3 1 2 1

13 5 2 4 2 3 1

A men.