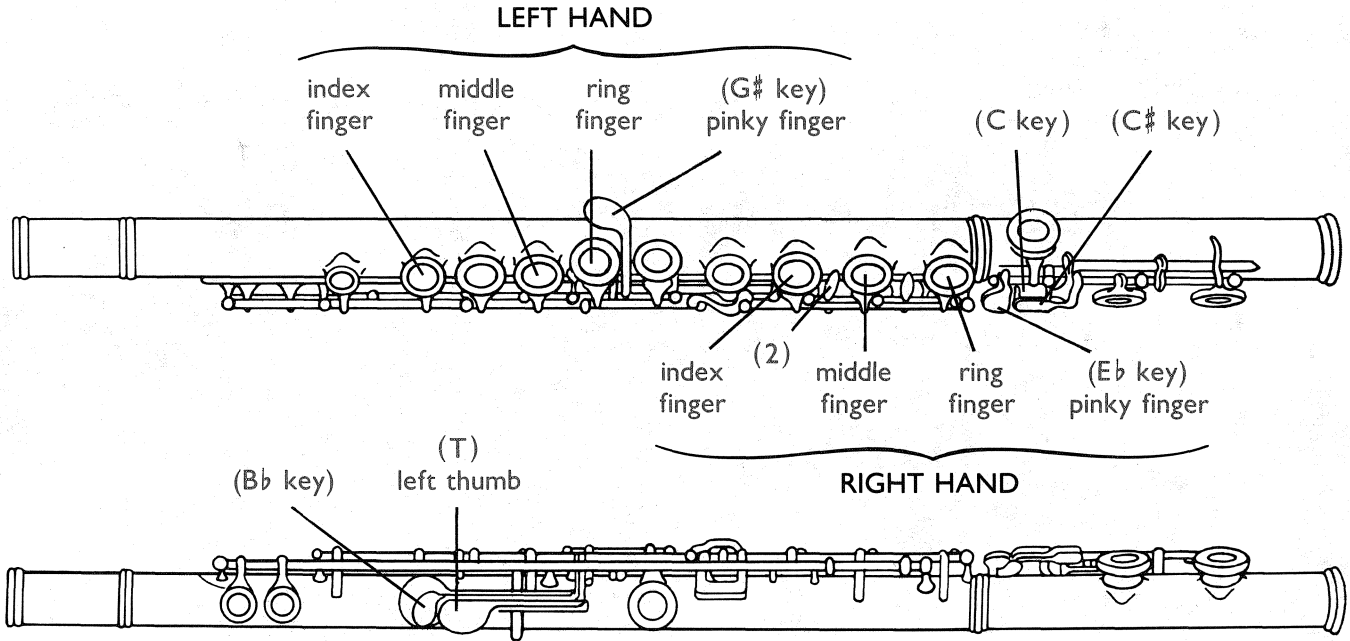


Fingering Chart



● indicates a key pressed down.
 ○ indicates a key left open.
 Letters indicate other keys to be pressed down.

C	C#	Db	D	D#	Eb	E	F	F#	Gb	G	G#	Ab
●●●●●○	●●●●●○	●●●●●○	●●●●●○	●●●●●○	●●●●●○	●●●●●○	●●●●●○	●●●●●○	●●●●●○	●●●●●○	●●●●●○	●●●●●○
T	T	T	T	T	T	T	T	T	T	T	T	T
	C	C#			Eb			Eb			Eb	Eb
●●●●●○	●●●●●○	●●●●●○	●●●●●○	●●●●●○	●●●●●○	●●●●●○	●●●●●○	●●●●●○	●●●●●○	●●●●●○	●●●●●○	●●●●●○
T	T	T	T	T	T	T	T	T	T	T	T	T
	Eb	Eb	Eb	Eb	Eb	Eb	Eb	Eb	Eb	Eb	Eb	Eb
	OR											
	Bb	T										
●●●●●○	●●●●●○	●●●●●○	●●●●●○	●●●●●○	●●●●●○	●●●●●○	●●●●●○	●●●●●○	●●●●●○	●●●●●○	●●●●●○	●●●●●○
T	T	T	T	T	T	T	T	T	T	T	T	T
	Eb	Eb	Eb	Eb	Eb	Eb	Eb	Eb	Eb	Eb	Eb	Eb
			G#									
			OR									
			Bb	T								
●●●●●○	●●●●●○	●●●●●○	●●●●●○	●●●●●○	●●●●●○	●●●●●○	●●●●●○	●●●●●○	●●●●●○	●●●●●○	●●●●●○	●●●●●○
T	T	T	T	T	T	T	T	T	T	T	T	T
	Eb	Eb	Eb	Eb	Eb	Eb	Eb	Eb	Eb	Eb	Eb	Eb
			G#									
			OR									
			G#	T								
				2								


Student's Practice Chart

NAME _____


To become a good musician you must practice every day. Find a convenient place where you can keep your instrument, book, music stand and any other practice equipment. Try to practice at the same time every day.

Week	Mon	Tues	Wed	Thurs	Fri	Sat	Sun	Approval	Week	Mon	Tues	Wed	Thurs	Fri	Sat	Sun	Approval
1									19								
2									20								
3									21								
4									22								
5									23								
6									24								
7									25								
8									26								
9									27								
10									28								
11									29								
12									30								
13									31								
14									32								
15									33								
16									34								
17									35								
18									36								


Staff



Treble Clef




Whole Note




4 beats

Whole Rest

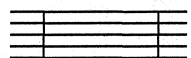


4 beats of silence


Bar Line



Measure




Half Note




2 beats

Half Rest




2 beats of silence

Double Bar




Quarter Note



1 beat

Quarter Rest



1 beat of silence

Time Signature

$\frac{4}{4}$ = Four beats to a measure.
 $\frac{4}{4}$ = Quarter note gets one beat.

Diagram showing fingerings for chords A, G, and F, and a breath mark. Each chord is shown on a treble clef staff with a finger chart below it. The finger chart for A is ●●○|○○○E_b with a 'T' below. The finger chart for G is ●●●|○○○E_b with a 'T' below. The finger chart for F is ●●●|●○○E_b with a 'T' below. The breath mark is a comma symbol (,) inside a box.

1 **A**

1 2 3 4 1 2 3 4 1 2 3 4 1 2 3 4 1 2 3 4 1 2 3 4 1 2 3 4

2 **G**

3 **F**

4

5

6

HOT CROSS BUNS

7

FIRST DUET

8

9