



# *Table of Contents*

Brush Description, Notation and Accents Points .....	7
Introduction .....	8
Grip .....	9

## *I. Sweeping Motions*

<b>FULL-CIRCLE MOTION</b>	
Quarter Notes .....	13
Eighth Notes .....	18
Sixteenth Notes .....	23
Eighth-Note Hand-to-Hand Triplets .....	28
Eighth-Note Unison Triplets .....	33
Polymetric Circle Motions .....	36

<b>HALF-CIRCLE MOTION</b>	
Quarter Notes .....	40
Eighth-Notes .....	45
Sixteenth Notes .....	50
Eighth-Note Triplets .....	55
Polymetric Circle Motions .....	60

<b>COMBINATION OF FULL-CIRCLE AND HALF-CIRCLE MOTIONS</b>	
Quarter Notes .....	65
Eighth-Notes .....	70
Sixteenth Notes .....	75
Eighth-Note Triplets .....	80
Polymetric Motion Combinations .....	85



### LINEAR MOTION

Quarter Notes .....	91
Eighth Notes .....	94
Sixteenth Notes .....	99
Eighth-Note Triplets .....	104
Polymetric Motions .....	109

### *II. Tap Sounds*

Open Tap .....	114
Closed Tap .....	115
Chick Sound .....	116
Flex Stroke .....	117
Brush Roll .....	118
Click and Flat Sound .....	119

### *III. Rudiments*

#1 The Long Roll .....	121
#2 Five Stroke Roll .....	121
#3 Seven Stroke Roll .....	121
#4 Flam .....	121
#5 Flam Accent .....	122
#6 The Flam Paradiddle .....	122
#7 The Flamacue .....	122
#8 The Ruff .....	122
#9 The Single Drag .....	123
#10 The Double Drag .....	123
#11 The Double Paradiddle .....	123
#12 The Single Ratamacue .....	123
#13 The Double Ratamacue .....	124
#14 The Triple Ratamacue .....	124
#15 The Single-Stroke Roll .....	124
#16 The Nine-Stroke Roll .....	124
#17 The Ten-Stroke Roll .....	125
#18 The Eleven-Stroke Roll .....	125
#19 The Thirteen-Stroke Roll .....	125
#20 The Fifteen-Stroke Roll .....	125



#21	The Flam Tap .....	126
#22	The Single Paradiddle .....	126
#23	The Drag Paradiddle No. 1 .....	126
#24	The Drag Paradiddle No. 2 .....	126
#25	Lesson 25 .....	127
#26	The Flam Paradiddle-Diddle .....	127

*IV. Rudiments*

<b>INTERPRETATION EXERCISES</b>	
Ternary (Triplet Feeling – Swing – Blues) Interpretation Exercises .....	128
Binary (Straight Eighths – as Written) Exercises (Rock/Pop, Funk, Latin etc.)	130

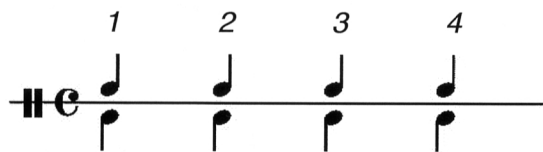
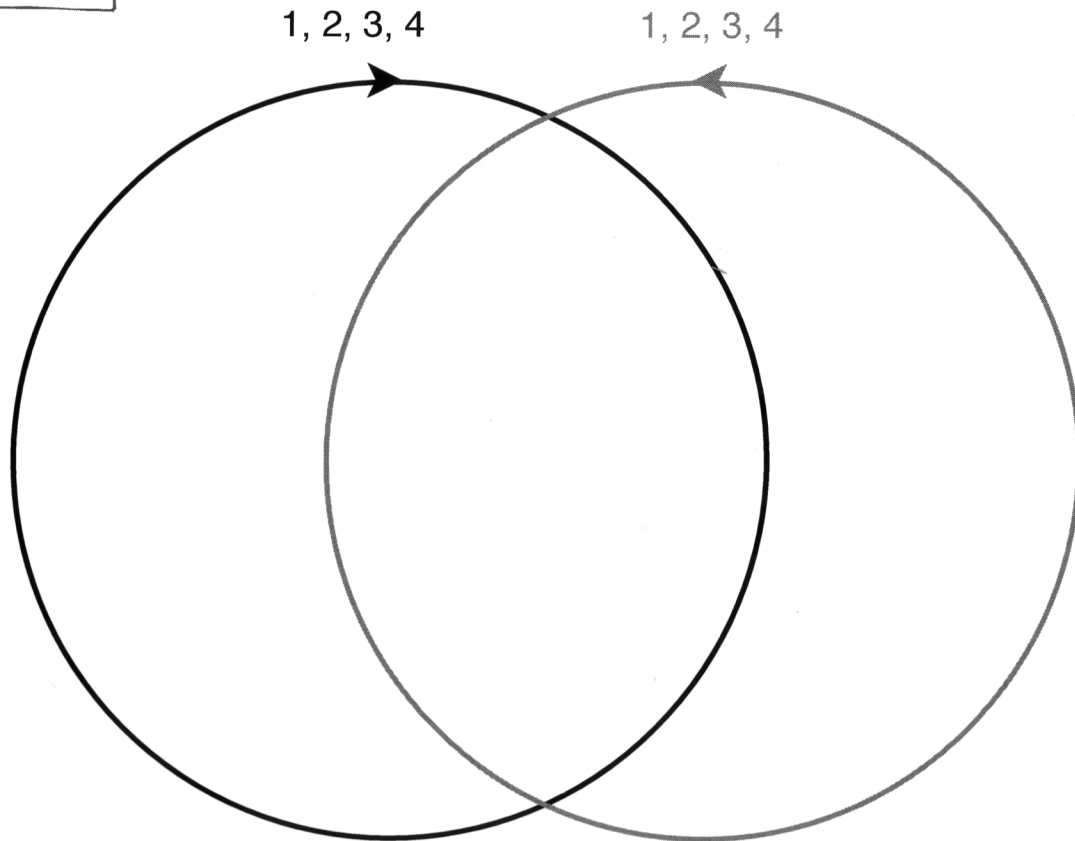
*V. Grooves*

Jazz .....	132
Eighth-Note Grooves .....	135
Sixteenth-Note Grooves .....	137
Odd Time Signatures .....	138
Drum ‘n’ Bass .....	140
Latin .....	141

*VI. Reading Exercises*

Reading Exercises I: Quarter Notes .....	143
Reading Exercises II: Eighth Notes .....	144
Reading Exercises III: Sixteenth Notes .....	145
Reading Exercises IV: Eighth-Note Triplets .....	146

# Quarter-Note Figures I




- Method of motion: **Unison**
- Starting position at **12 o'clock**
- Both hands move **Inward**

Rudiments



### #5 The Flam Accent

Musical notation for #5 The Flam Accent in 6/8 time. The first measure contains a half note with an accent (>) and a flam accent (>) above it, with a right-pointing arrow above and a left-pointing arrow below. The second measure contains a half note with a left-pointing arrow above and a right-pointing arrow below. The third measure contains a half note with a right-pointing arrow above and a left-pointing arrow below. The fourth measure contains a half note with a left-pointing arrow above and a right-pointing arrow below. The piece ends with a double bar line.



### #6 The Flam Paradiddle

Musical notation for #6 The Flam Paradiddle in 2/4 time. The first measure contains a half note with a flam accent (>) above it and a right-pointing arrow above, with a left-pointing arrow below. The second measure contains a half note with a left-pointing arrow above and a right-pointing arrow below. The third measure contains a half note with a right-pointing arrow above and a left-pointing arrow below. The fourth measure contains a half note with a left-pointing arrow above and a right-pointing arrow below. The piece ends with a double bar line.



### #7 The Flamacue

Musical notation for #7 The Flamacue in 2/4 time. The first measure contains a half note with a right-pointing arrow above and a left-pointing arrow below. The second measure contains a half note with a flam accent (>) above it and a left-pointing arrow above, with a right-pointing arrow below. The third measure contains a half note with a right-pointing arrow above and a left-pointing arrow below. The fourth measure contains a half note with a left-pointing arrow above and a right-pointing arrow below. The piece ends with a double bar line.



### #8 The Ruff

Musical notation for #8 The Ruff in 2/4 time. The first measure contains a quarter note with a right-pointing arrow above and a double-headed arrow below. The second measure contains a quarter note with a double-headed arrow above and a left-pointing arrow below. The piece ends with a double bar line.