

# ROSIN EATING ZOMBIES FROM OUTER SPACE

By Richard Meyer


## INSTRUMENTATION


Conductor Score	1
Violin I	8
Violin II	8
Viola	5
Cello	5
String Bass	5


## ROSIN EATING ZOMBIES FROM OUTER SPACE

This humorous nod to the “B” monster movies of the 1950s is a great way to introduce your students to a variety of modern techniques and effects. The following performance suggestions should assist in the realization of some of these elements.

### Performance Suggestions:

 (m. 35—cello & bass; m. 72—violin II, viola, cello & bass)  
 • Run first finger up and down the fingerboard on the given string.

 Bartók Pizz. (m. 48—bass)  
 • Snap the string against the fingerboard.

 (m. 39—all instruments)  
 • Bow the given string between the bridge and tailpiece (play very close to the frog).

Ponticello (m. 35—cello & bass)  
 • Bow very close to the bridge, producing a nasal, brittle effect.

The glissando at measure 83 should last six counts and be very even, performed in two bows. Start at the end of the fingerboard, using first finger.

The screams at measures 5 and 46 are for one person only, and should be as blood-curdling as possible! The final scream in measure 89 is for the entire orchestra.



# Rosin Eating Zombies from Outer Space

CONDUCTOR SCORE  
Duration - 3:00

Richard Meyer

**Allegro monstroso** (♩ = 120)

Violins I

Violins II

Viola

Cello

String Bass

*ff* *sub. p*

Vlns. I

Vlns. II

Vla.

Cello

Str. Bass

*molto cresc.* *fff* *f*

*molto cresc.* *fff* *f*

*molto cresc.* *fff* *f*

*molto cresc.* *fff* *f marcato*

*molto cresc.* *fff* *f marcato*

*Scream! (Solo)*

Copyright © MM by Highland/Etling Publishing,  
a division of Alfred Music  
All rights reserved. Produced in USA.

9 10 11 12 13

Vlns. I

Vlns. II

Vla.

Cello

Str. Bass

14 15 16 17 18

Vlns. I

Vlns. II

Vla.

Cello

Str. Bass

19 20 21 22 23

Vlns. I

Vlns. II

Vla.

Cello

Str. Bass

*ff* *mf* *ff* *mf* *ff*

*mf* *Soli* *ff* *Soli* *ff*

24 25 26 27 28

Vlns. I

Vlns. II

Vla.

Cello

Str. Bass

*sub.* *p* *at tip* *sub.* *p* *pizz.* *sub.* *p*

*Soli*

*div.* *x1* *x1* *x4*

*pos.* *1* *2* *2* *2* *4* *1* *4* *2* *-2* *4*

29 30 31 32 33

I Vlns. *p*

II Vlns. *p*

Vla. *p*

Cello *arco*

Str. Bass *arco*

34 35 36 37 38

I Vlns. *pp* at tip *cresc.* *f*

II Vlns. *pp* at tip *cresc.* *f*

Vla. *pp* *cresc.* *f*

Cello *pp* Ponticello *gliss.* up and down A string. *cresc.* *f*

Str. Bass *pp* Ponticello *gliss.* up and down G string. *cresc.* *f*

Bow E string between bridge and tailpiece.

39 *ff* *sim.* 40 41 42 *ff* *normal* 43

Vlns. I *ff* *sim.* *normal*

Vlns. II *ff* *sim.* *ff* *normal*

Vla. *ff* *sim.* *ff* *normal*

Cello *ff* *sim.* *ff* *normal*

Str. Bass *ff* *sim.* *ff* *normal*

Bow G string between bridge and tailpiece.

Bow C string between bridge and tailpiece.

Bow G string between bridge and tailpiece.

44 *sub. p* 45 *molto cresc.* 46 *fff* *Scream! (Solo)* 47

Vlns. I *sub. p* *molto cresc.* *fff* *Scream! (Solo)*

Vlns. II *sub. p* *molto cresc.* *fff* *Scream! (Solo)*

Vla. *sub. p* *molto cresc.* *fff* *Scream! (Solo)*

Cello *sub. p* *molto cresc.* *fff* *Scream! (Solo)* *pizz. x1* *mp*

Str. Bass *sub. p* *molto cresc.* *fff* *Scream! (Solo)* *pizz.* *mp*

48 49 50 51

Vlns. I *mp*

Vlns. II *mp*

Vla. *mp*

Cello

Str. Bass *f*

Bartok pizz.\*

\*Snap string against fingerboard.

52 53 54 55

Vlns. I *cresc.*

Vlns. II *cresc.*

Vla. *cresc.*

Cello *cresc.*

Str. Bass



56 57 58 59 60

Vlns. I *f* *passionato*

Vlns. II *f* *passionato*

Vla. *f* *passionato*  
*arco*

Cello *f* *passionato*  
normal *pizz.* *arco*

Str. Bass *f* *passionato*

61 62 63 64 65

Vlns. I *f* *passionato*

Vlns. II *f* *passionato*

Vla. *f* *passionato*

Cello *f* *passionato*

Str. Bass *f* *passionato*



66 67 68 69 (V)

Vlns. I *ff*

Vlns. II *ff* *ffp*

Vla. *ff* *ffp*

Cello *ff marcato* *ffp*

Str. Bass *ff marcato* *ffp*

$\frac{1}{2}$  pos.  
1

70 71

Vlns. I

Vlns. II *cresc.*

Vla. *cresc.*

Cello *cresc.*

Str. Bass *cresc.*

i pos.  
1

2

4

$\frac{1}{2}$  pos.  
1

I pos.  
1

72 at tip

Vlns. I *pp*

Vlns. II *f*

Vla. *f*

Cello *f*

Str. Bass *f*

73 *pp* gliss. up and down G string. (stagger bowing)

74 *mf* *div.* D string

75 *f* A string

76 *ff* E string

73 *pp* gliss. up and down C string. (stagger bowing)

74 *mf* G string

75 *f* D string

76 *ff* A string

73 *pp* gliss. up and down C string. (stagger bowing)

74 *mf* G string

75 *f* D string

76 *ff* A string

73 *pp* gliss. up and down E string. (stagger bowing)

74 *mf* A string

75 *f* D string

76 *ff* G string

77

Vlns. I *ff*

Vlns. II *ff*

Vla. *ff*

Cello *ff*

Str. Bass *ff*

78 *ff*

79 *ff*

80 *sub. p*

81 *molto cresc.*

82 83 84 85 86

Vlns. I *f marcato*

Vlns. II *f marcato*

Vla. *f marcato*  
Highest note on D string. *slow gliss.* (v)

Cello *p*  
Highest note on D string. *slow gliss.* (v)

Str. Bass *p*  
Highest note on D string. *slow gliss.* (v)

*ff* *ff* *ff*

87 88 89 90 91 (v)

Vlns. I *fff* Between bridge and tailpiece. *All scream!* *f*

Vlns. II *fff* Between bridge and tailpiece. *All scream!* *f*

Vla. *fff* Between bridge and tailpiece. *All scream!* *f*

Cello *fff* Between bridge and tailpiece. *All scream!* *f*

Str. Bass *fff* *All scream!* *f*

**Preview Only**  
Legal Use Requires Purchase