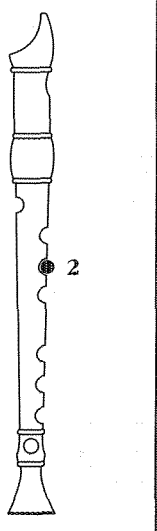



CONTENTS

Foreword	3	Colonel Bogey	34
About the Recorder	3	Dotted Quarter Notes	35
Who This Book Is For	3	All Through the Night, Green Grow the Lilacs, My Country 'Tis of Thee	35
Choosing an Instrument	4	Michael Row the Boat Ashore, Auld Lang Syne	36
Caring for the Recorder	4	The Eighth Rest	37
How to Hold the Recorder	5	Playing Middle C Sharp	38
Producing a Tone	5	Can-Can	38
How to Practice	5	The D Major Scale	39
Getting Acquainted with Music	6	Joy to the World	39
Naming the Notes	7	Syncopation	40
Rhythm: Quarter, Half, Dotted Half, and Whole Notes	8	Calypso	41
Playing the Note B	9	Playing B Flat	42
Playing the Note A	10	A Tiskit, A Tasket, Rakes of Mallow	42
Playing the Note G	11	Dynamics	43
Meter: Measures and Time Signatures	12	Oh! Susannah	43
Au Clair de la Lune, Three-Note Waltz, Short Song	12	Playing High F	44
Rests: Quarter, Half and Whole Rests	13	The Yellow Rose of Texas	44
Playing Middle C	14	On Top of Old Smoky, Round Her Neck She Wore	45
Playing with G A B C, A Waltz for You, Warming Up to C, Barcarolle	15	a Yellow Ribbon	45
Playing Up to High D	16	Playing Low C	46
Playing with G A B C D	17	The C Major Scale, Lavender's Blue	46
Jingle Bells, I Know Where I'm Going	17	The Slur	47
Good King Wenceslas, Aura Lee, Beautiful Brown Eyes	18	All Through the Night	47
Go Tell Aunt Rhody, When the Saints Go Marching In, Love Somebody	19	Articulation	48
Playing Low F	20	The Ash Grove	49
Quiz: Note Review	20	6/8 Time: Part I	50
Eighth Notes	21	Drink to Me Only with Thine Eyes, Un Canadien Errant, Blow the Man Down, Oh Dear, What Can the Matter Be?	50
Quiz: Eighth Notes	21	Sweet Betsy from Pike, Silent Night	51
Lightly Row, Up on the Housetop, Shortnin' Bread	22	6/8 Time: Part II	52
Playing Low E	23	Pop Goes the Weasel, When Johnny Comes Marching Home, Lazy Mary, Will You Get Up?, The Farmer in the Dell	52
Connecting E and F, Big City Polka	23	For He's A Jolly Good Fellow, Vive l'amour	53
Tempo Signs	24	The Dotted 8th & 16th Note Rhythm	54
Big City Blues, Little Brown Jug	24	Down by the Station, Boogie Style, Taps	54
Playing Low D	25	My Darlin' Clementine, Eensy Weensy Spider	55
Connections, Octave Waltz	25	Triplets	56
Pickups	26	Row, Row, Row Your Boat, "Triumphal March" from Aida, Someone's in the Kitchen with Dinah, Serenade	56
Charm Dance, Carnival of Venice, Red River Valley	26	Amazing Grace, Oh Marie, A Fragment from the 50's	57
Playing F Sharp	27	Duets	58
F# Study, It Ain't Gonna Rain	27	Aura Lee	58
Down in the Valley, I Love You Truly	28	Scarborough Fair	59
Key Signatures	29	La Bamba	60
Oh Come, All Ye Faithful	29	Greensleeves	61
Ties	30	Rounds	62
Ode to Joy	30	Three Blind Mice, Oh, How Lovely is the Evening	62
Quiz: Ties	30	Keys and Scales	63
This Land Is Your Land	31	Answers to Quizzes	63
Playing High E	32	Note Chart For the Soprano Recorder	64
A Short Study on High E, There's a Hole in the Bucket	32		
The Fermata, Repeat Signs and 1st & 2nd Endings	32		
The Blue-Tail Fly, My Wild Irish Rose	33		
The Staccato Dot	34		

D



Playing Up to High D

For the first time, a new note does not require you to cover the thumb hole. If your thumb is flexible, rotate it away from the thumb hole, making sure that

the hole is completely clear. Otherwise, lift the thumb off the recorder while steadying the instrument with your right hand.


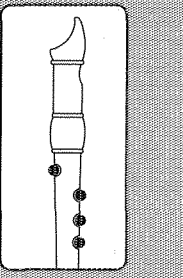

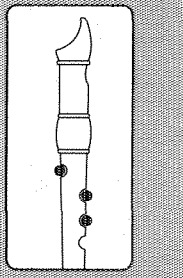

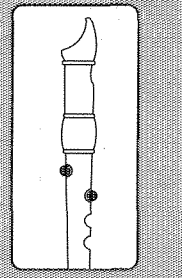

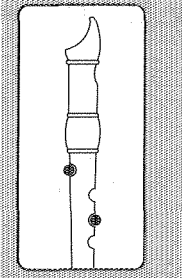
D





D



The following exercises will help you to become familiar with the new note D you have just learned and to connect it with the notes you already know. Remember to tongue each note.


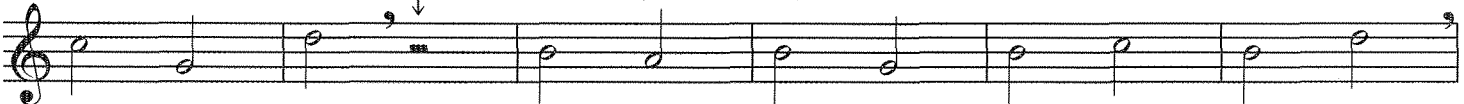
<p>G</p>  	<p>A</p>  	<p>B</p>  	<p>C</p>  
--	--	--	--

 **Track 22**



Count: 1 2 3 4

Half Rest



 **Track 23**



Count: 1 2 3

Quarter Rest

Repeat Sign*

*Go back to the beginning of the exercise and play again.