


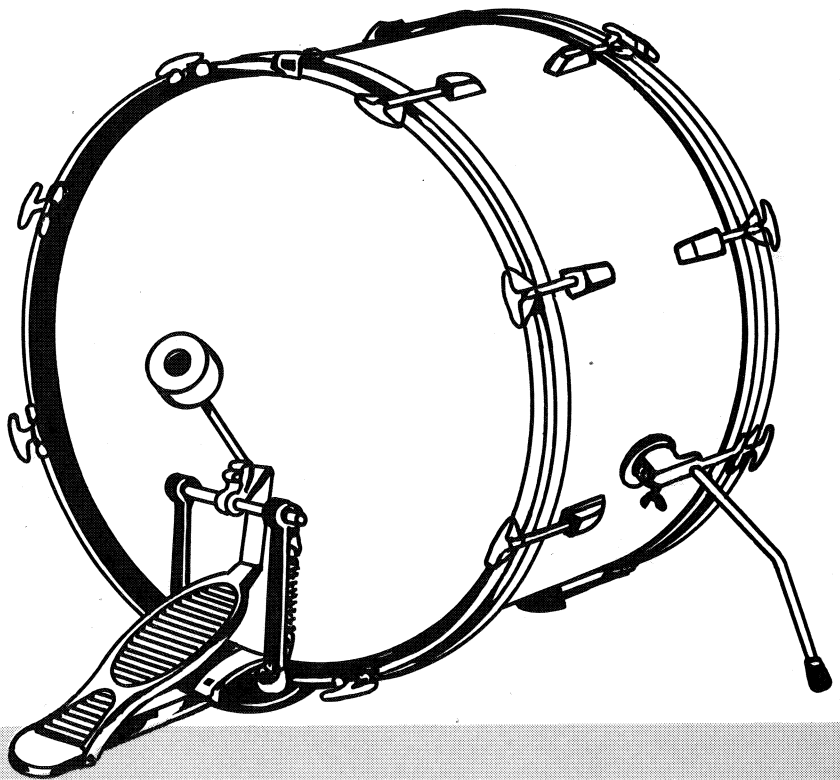
TABLE OF CONTENTS

Page

THE BASS DRUM	4
Quarter Notes	5
ADDING THE SNARE DRUM	6
Rock 'n' Roll Chorus No. 1	8
Rock 'n' Roll Chorus No. 2	8
Introducing Eighth Notes	9
Rock 'n' Roll Chorus No. 3	10
Rock 'n' Roll Chorus No. 4	11
Rock 'n' Roll Chorus No. 5 (The Twist)....	12
Skill Builders for the Bass Drum.....	12
Skill Builders for the Snare Drum	13
ADDING THE RIDE CYMBAL	14
Eighth Note Skill Drills	16
Introducing Sixteenth Notes	17
The Five Stroke Roll	18
Rock 'n' Roll Chorus No. 6	19
A New Rock 'n' Roll Beat	20
Rock 'n' Roll Chorus No. 7 (The Swim)....	21
Rock 'n' Roll Chorus No. 8 (The Jerk)	22
ADDING THE HI-HAT	24
The HI-HAT as a Ride Cymbal	26
The Nine Stroke Roll	27
The Thirteen Stroke Roll	27
The Seven Stroke Roll.....	28
The Drag	29
The Continuous Roll	29
ADDING THE TOM-TOMS	30
Tom-Tom Breaks.....	32
Form in Rock 'n' Roll Music	34
A 32 Bar Chorus.....	34
A Great Break for Drummers!	36
Give Us a Break.....	37
Introducing Triplets.....	38
Breaks With Triplets.....	42
Drummer's Dream	43
Introducing Shuffle Rhythm	44
Shuffle Drills.....	45
Introducing Sixteenth Note Triplets.....	46
Drag Strip.....	48
SPECIAL EFFECTS SECTION	49
Bass Drum Rhythms	49
Snare Drum Effects.....	50
Ride Cymbal Effects	53
Hi-Hat Effects	54
The Most Modern Rock 'n' Roll	55
The Four-Bar Blues Break.....	56
Two-Bar Ensemble Breaks	57
Chorus With Breaks	58
Choruses Based on Short Rhythmic Breaks ..	59
Liverpool Beat	60
TWENTY-SIX BASIC BEATS	62



the BASS DRUM

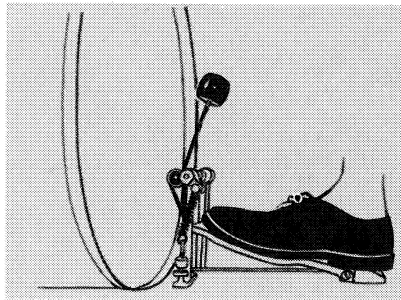


The bass drum provides the basic, underlying rhythm for all rock 'n' roll music.

Playing the basic rock and roll beats with the bass drum pedal is as simple and natural as tapping the foot!

The **RIGHT FOOT** operates the **BASS DRUM PEDAL**.

The foot should be well **FORWARD** on the pedal, with the toe near the end, but not so far forward as to interfere with the free operation of the **BASS PEDAL STRAP**.




Except for **VERY LOUD PLAYING** and **HEAVY ACCENTS**, the **BEATER** should not have to travel more than 3 or 4 inches away from the

DRUM HEAD. This is accomplished by confining the upward motion of the foot to a reasonably small arc.

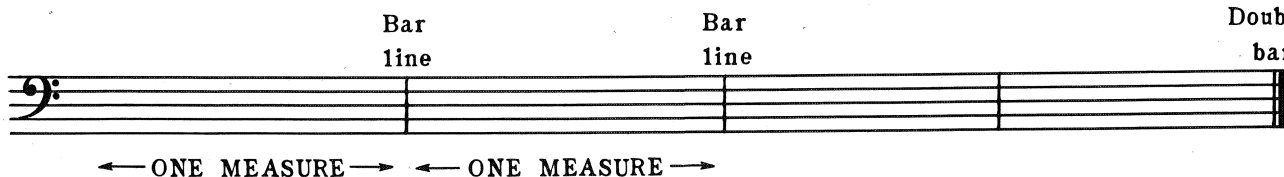
The heel should remain **DOWN** on the pedal at all times, acting as a hinge.

On each stroke of the pedal, the ball of the right foot goes down quickly and firmly, **IMMEDIATELY** returning to the "up" position, as shown in the drawing.

HOW THE MUSIC IS WRITTEN

 This is called a **BASS CLEF** sign. It is used for bass drum music.

The music is written on a **STAFF** of five lines. The staff is divided by **BAR LINES** into equal parts, called **MEASURES**.



THE SEVEN STROKE ROLL

We have placed the drills for the seven stroke roll after the nine and thirteen stroke rolls because the rhythmic patterns produced with this roll are slightly more intricate than the ones previously studied. The roll itself is no more difficult, of course, since it is a shorter roll.

The seven stroke roll has four basic strokes, which do not alternate. These strokes are RLRL, which would ordinarily then be followed by another RLRL, if the roll were repeated. The roll may begin with either hand, however:

DRILL 1:

SNARE DRUM: *R L R L* *R L R L* *R L R L* *R L R L*

BASS DRUM:

Repeat 3 times

DRILL 2: With controlled rebounds, and an accent on the final stroke, the basic stroke in the above drill becomes a seven stroke roll:

SNARE DRUM: *RR LL RR L* *RR LL RR L* *RR LL RR L* *RR LL RR L*

BASS DRUM:

Repeat 7 times

DRILL 3: The basic stroke beginning with the left hand:

SNARE DRUM: *L RL L R* *L RL L R* *L RL L R* *L RL L R*

BASS DRUM:

Repeat 3 times

DRILL 4: The seven stroke roll, beginning with the left hand:

SNARE DRUM: *LL RR LL R* *LL RR LL R* *LL RR LL R* *LL RR LL R*

BASS DRUM:

Repeat 7 times

DRILL 5: Another seven stroke roll pattern:

SNARE DRUM: *R LL RR LL R* *R LL RR LL R* *R LL RR LL R* *R LL RR LL R*

BASS DRUM:

Repeat 7 times

DRILL 6: The same, beginning with the left hand:

SNARE DRUM: *L RR LL RR L* *L RR LL RR L* *L RR LL RR L* *L RR LL RR L*

BASS DRUM:

Repeat 7 times