



CONTENTS

Keyboard and note chart	2
Trace left hand.....	4
Trace right hand	5
Left hand plays	6
Right hand plays.....	7
Music alphabet.....	8
Naming the keys.....	9
Backward alphabet	10
Letter names, backwards.....	11
Music alphabet, ascending	12
Lines and spaces.....	13
Treble and bass clef signs, middle C	14
Rhythm values.....	15
Neighbor notes.....	16
F clef neighbors.....	17
Rhythm	18
G clef neighbors	19
Puzzle page!.....	20
Bass notes, leger note D	21
Treble notes up from G	22
Rhythm and notes	23
Rhythm tap and play	24
Neighbors and skips	25
Musical story, "Strange Music"	26
Matching	28

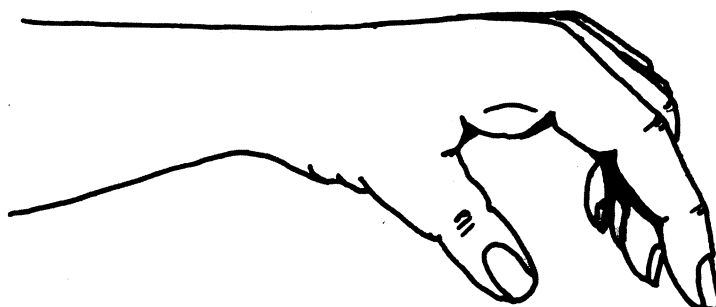





Trace around your **LEFT HAND**. Put finger numbers on the fingers.
(Your thumb is number 1.)




♪ Shape hand into playing position.
On a firm surface (not on the keyboard), “play” each finger 5 times, lifting high.





Trace around your **RIGHT HAND**. Put finger numbers on the fingers.
(Your *thumb* is number 1.)



With good hand shape, "play" each finger 5 times, lifting high.

