

# Romantic Memories

Trio

G.1 *mp*

G.2 *mp*  
*m i p i m i m i m i p i m a m i*

G.3 *mp*

G.1 *mp*

G.2 *mp*

G.3 *mp*

G.1 *cresc.*

G.2 *cresc.*

G.3 *cresc.*

G.1 *rit.*

G.2 *f*

G.3 *f*

# Triplets



A triplet is a group of three notes played in the time of two, indicated by a small 3 above or below the notes. So just as two normal quavers fill one crotchet beat, so do three triplet quavers.

## Exercise

Count 1 2 3 4 1 2 3 4



The following scale exercise introduces a new key, **F major**. Take note of the new key signature: in F major, all Bs are flattened. Remember, B $\flat$  is found on the third fret on string 3.


Count 1 2 3 4

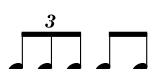



\* *simile* (or *sim.*) means continue playing in the same way, so here you should carry on playing in triplets.

In the next exercise, you'll need to take care when switching between triplets and normal quavers. Use the crotchet beat counts to help you.

Count 1 2 3 4



This  rhythm is often found in the tango, a dance from South America. Now try putting your new rhythmic skills to use in the next piece, which is an example of this dance form.

 20: demo

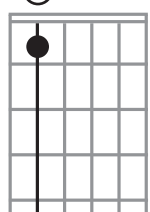
## Tango in Thirds

Duet




## Two more accidentals

⑤




=




First finger behind  
first fret

①



=



Fourth finger behind  
fourth fret

Before learning 'Blue Monday', try playing it as a duet, with one person playing the bass and the other playing the treble.

21: demo

### Blue Monday



**Andante**





\* finger this E $\flat$  as D $\sharp$  (first fret, string 4) (more about this change of note name on p. 20)

- You may like to improvise your own variation for the treble voice on the repeat. Use the same notes as the written piece—G, A, B, D, and E—or experiment with a **blues scale** beginning on string 4:



- 'Blue Monday' could also be played in **swing rhythm**, or 'jazz eighths'. In swing rhythm, each pair of quavers is played 'long-short', like a triplet with the first two notes tied:  or 

Sometimes  =  is indicated at the start of a piece. Note that on the CD (track 21) this piece is played 'straight', not in swing rhythm.

22: demo

# Spanish Romance

Anon.

Duet

The musical score is written for two guitars, G.1 and G.2, and a third guitar part. The time signature is 3/4. The key signature has one sharp (F#).

- G.1:** Melodic line starting with a *mp* dynamic. It features a series of eighth notes and quarter notes.
- G.2:** Accompanying line with triplets of eighth notes and quarter notes. Dynamics include *p*, *sim.*, *mf*, and *mp*.
- Third Guitar:** A gentle strummed chord part at the bottom, consisting of a sequence of chords. It includes first and second endings, a *rit.* (ritardando) section, and a *harm. 7* (harmonic 7) section with a circled 4.

A third guitar can add a gentle strummed chord part to 'Spanish Romance' using Am, Dm, and E chords. Work out the order of the chords and then check that they work by playing along with track 22.