

Feel the beat



Music has a steady beat, can you feel it in your feet?



(stamp feet)

Hear the music in the band, can you feel it in your hands?



(clap hands)

Now let's try a clever trick, can you make your fingers click?



(click fingers)

'Feel the beat' is what I said, can you think it in your head?



(count silently until beat eight)

Music has a steady beat or pulse. Just like your heartbeat, it keeps going all the way through a song or tune. A fast tune will have a fast beat and a slower tune a slower beat.

Tap a steady beat and chant the words of a song you know well. Keep tapping all the way through.



Super listener

When you can sing and then play 'Jelly on a plate' really well, try a lower version starting on the G string. Then play an even lower version—which string will you begin on?

Be a composer

1. Make up your own tune by playing the pattern of the following words on your open strings. Tap a steady beat and say the words through a few times before you start.

'I hear footsteps on the street.
Someone's there with great big feet!'



2. Invent your own tune using notes from the boxes. Write your tune in the heartbeat spaces—one box per heartbeat—and then play it from start to finish.

AA D G DD

♥ ♥ ♥ ♥ ♥ ♥ ♥ ♥

C GG CC A

Give your tune a title: _____

Notes on the staff

14

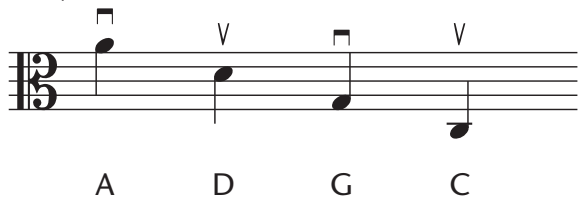
Open-string rap

Chant

Viola strings from high to low, let me tell you how they go.
First there's A then D then G, way down low you'll find the C.
A D G C. Way down low you'll find the C.

Play each string from high to low, start with A and down you go.

Play



This is the staff:
Count how many lines it has.




This is an alto clef:

Chant


Play each string from low to high, start with C then reach for the sky!

Play




Quiz time

Draw the correct open string above each letter to spell the words as notes.



What words do these notes spell? Fill in the name of each string to find out.



Slow-walk tunes

26

Raindrops

Gently

Rain-drops fall from the sky, ground is wet, so am I.

On my head, on my knees, wish I had my wellies!



27

Swing band

Lively, swing

Swing your elbow as you cross the string,

Swing your elbow as you cross the string,

See - saw bow - ing, that's the thing! **1. Chant** One more time now!

2. Slower thing! Swing it, **trem.** yeah!




Remember Mr Tremolo!

D-string activity page


Writing time


Draw these D-string notes on the stave below:

Bar 1:  x 4 on open D

Bar 2:  x 2 on E

Bar 3:     on F#

Bar 4:  on G and a two-beat rest




Now draw a down-bow sign above the first note and play the tune through.

Roller coaster quiz




Play 'Roller coaster' on page 24 and then do the quiz below.



Speed - ing rol - ler coast - er, spin - ning me a - round. I'm



feel - ing ve - ry diz - zy so far from the ground.

- Some notes are missing in the tune. Fill them in where you see the * sign.
- Draw a circle around the time signature.
- Fill in the missing number: $\frac{4}{4}$ means _____  beats in a bar.
- A  rest is missing in bar 4. Draw it in correctly.
- Draw a circle around some  Es.
- How many F#s can you count in the first line? _____

Lost shoe blues



Play with a swing

G I'm blue, lost my shoe, don't know where I put it, got the
 lost shoe blues. I'll miss the bus, what a fuss!
 late for school and teach-er's mad, I feel so sad. I'll have to hop,
 and not stop, don't know where I put it, got the lost shoe blues.

The next piece is in $\frac{2}{4}$.
 What do you think that means?




Missed it!

On the move

Run-ning to the rail - way sta - tion, hope the train will be on time. I've
 checked the time and des - tin - a - tion, it's on plat - form nine. Oh!
 Train went past, it left with - out me, sped right down that rail - way line. I'm
 stand - ing here at plat - form one, not plat - form num - ber nine!

At the end of the piece, slide your left hand up and down the fingerboard like a fast train.

Scale of D major



Play a different rhythm for each note of the scale.

Play $\frac{4}{4}$ rhythms with track **61**. Play $\frac{3}{4}$ rhythms with track **62**.

63

Aiming high

Confidently



Play 'Aiming high' as a round. The second part enters at *.

Super listener


Play a scale starting on your G or C string.

64

G major $\frac{3}{4}$

65

C major $\frac{4}{4}$



Show tunes

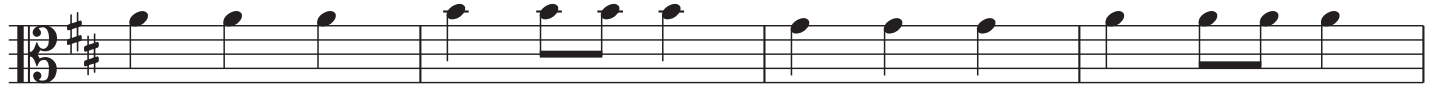
66

Souallé

Like a lullaby



Lul - la - by, sweet dreams to-night, etc.



Slower (2nd time only)




(1 2 3, 1 2 3, 1 2 3)

67


Snap!

Creepy


arco




Sca - ly skin, ra - zor teeth, prowl - ing for his lunch,



Look - ing for some-thing sweet, some-thing he can crunch.



If he comes creep - ing near, don't be too po - lite,



Cro - co - diles al - ways smile, but they like to bite.

Fine



Snap, snap, snap! Snap, snap, snap! Snap, snap, snap! Snap, snap, snap!

D.C. al Fine

pizz.

D.C. al Fine means repeat from the start and stop at the word **Fine**.



Beach holiday

Happily



Sum - mer's here, the sun is shin - ing bright - ly, time to have a ho - li -



- day. Blue skies, blue sea, sand be - tween my toes, and



ice - cream on the beach to - day!

Sum - mer's here, the



sun is shin - ing bright - ly, I just love the ho - li - days, yes I do!

